

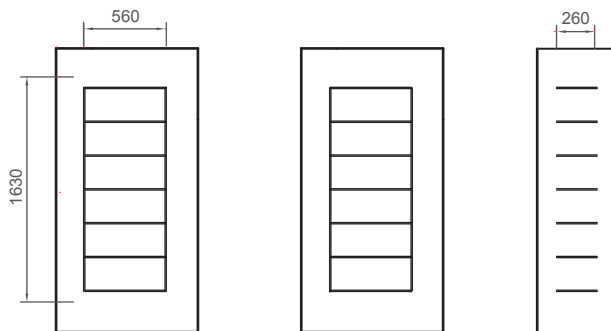
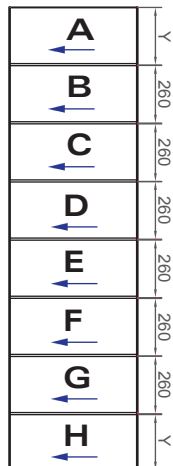
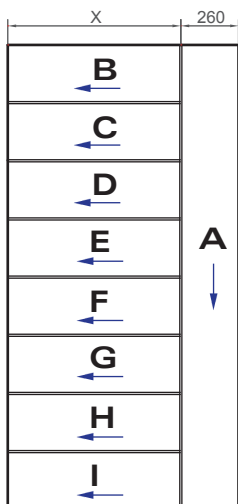
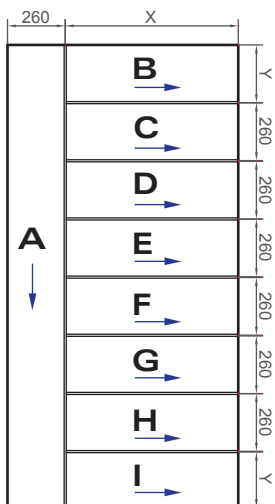


COD. Cliente / customer:	Numero ordine/order number:	Data/date:
	Compilato da/filled in:	Rif. diretto/direct reference:

Inviare a / Send to: **p.dascenzo@ponzioaluminium.com** - fax. **085 9464260**

COLLEZIONE PLANA PLANA COLLECTION

- CANTU' SX 1529
 CANTU' DX 1530
 CANTU' 1412



LATO INTERNO

- liscio retro figurato inciso

colore _____

- solo lato esterno bifacciale esterno/interno

FINITURE PANNELLI

CODICE	DESCRIZIONE
A	
B	
C	
D	
E	
F	
G	
H	
I	
L	

STRATIGRAFIA

THF	H.I.++
<input type="checkbox"/> 7 mm	<input type="checkbox"/> 24 mm
<input type="checkbox"/> 12 mm	<input type="checkbox"/> 30 mm
<input type="checkbox"/> 15 mm	<input type="checkbox"/> 35 mm
	<input type="checkbox"/> 40 mm

DIMENSIONI

	Larghezza	Altezza	Pezzi
<input type="checkbox"/> Standard	980	2180	
<input type="checkbox"/> Standard	480	2180	
<input type="checkbox"/> Su misura			
<input type="checkbox"/> Su misura			

FINITURE INSERTO

- 10 mm 2 mm

colore _____

ACCESSORI

CODICE	DESCRIZIONE	PEZZI